

Scaled data based on original data using
LM-79-08 Approved Method: Electrical and Photometric Measurements of Solid-
State Lighting Products

Test Report Prepared for
Cooper Lighting Solutions
(formerly Eaton)

Brand: McGRAW-EDISON

Report Number: P226920

Luminaire Tested: **ISW-AF-600-LED-E1-SL3**

Issue Date: 3/3/2020

Test Information

Test Method: LM-79-08
Report Number: P226920
TEST IS SCALED FROM IESNA LM-79-08 TEST DATA (P35946)
Test Lab: INNOVATION CENTER-P3
Issue Date: 3/3/2020
Manufacturer: COOPER LIGHTING SOLUTIONS (FORMERLY EATON)
Product Line: MCGRAW-EDISON
Catalog Number: ISW-AF-600-LED-E1-SL3
Description: IMPACT ELITE LED WEDGE LUMINAIRE
LIGHT SQUARE WITH ACCULED OPTICS-TYPE III W/SPILL CONTROL
Light Source: (16) 4000K CCT, 70 CRI LEDs
Ballast/Driver: ELECTRONIC DRIVER

Summary

Lumens per Lamp: N/A
Luminaire Lumens: 3963 lumens
Efficiency: N/A
Efficacy: 117.6 lumens/watt
Luminous Opening: Rectangular (W 0.5' x L: 0.5' x H: 0')
IES Classification: Type II - Short - Semi-Cutoff
BUG Rating: B1 - U1 - G1

Input Watts (W): 33.7
Input Voltage (V): 120
Input Current (Ain): NR
Voltage Rise (V): NR
Power Factor: NR
Total Harmonic Distortion (THDi): NR
Frequency (hertz): 60
Stabilization Time: NR
Operation Time: NR
Ambient Temperature (°C): NR
Test Distance: 25 FT

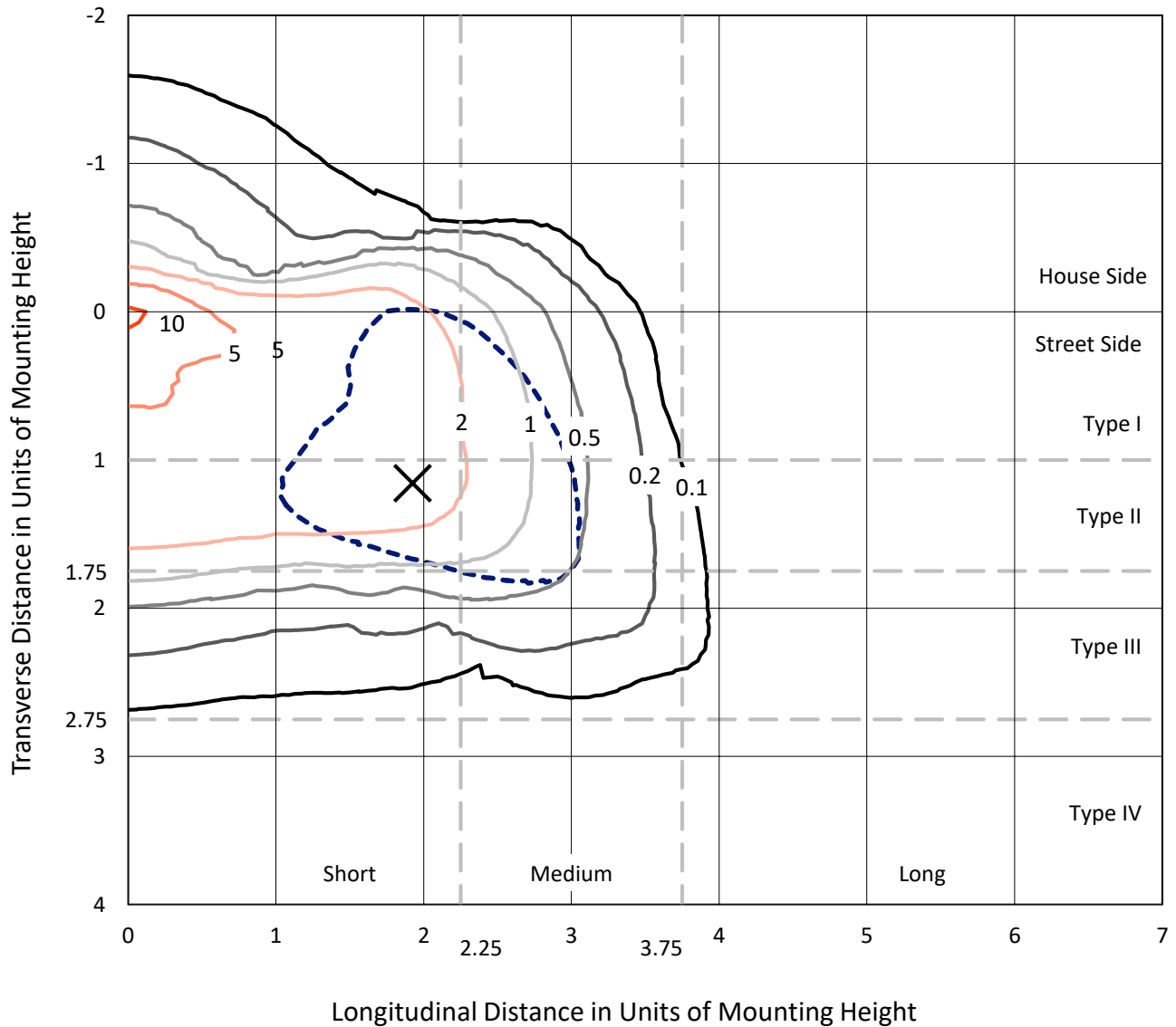


REPORT NUMBER: P226920

CATALOG NUMBER: ISW-AF-600-LED-E1-SL3

Iso-Footcandle Lines of Horizontal Illumination

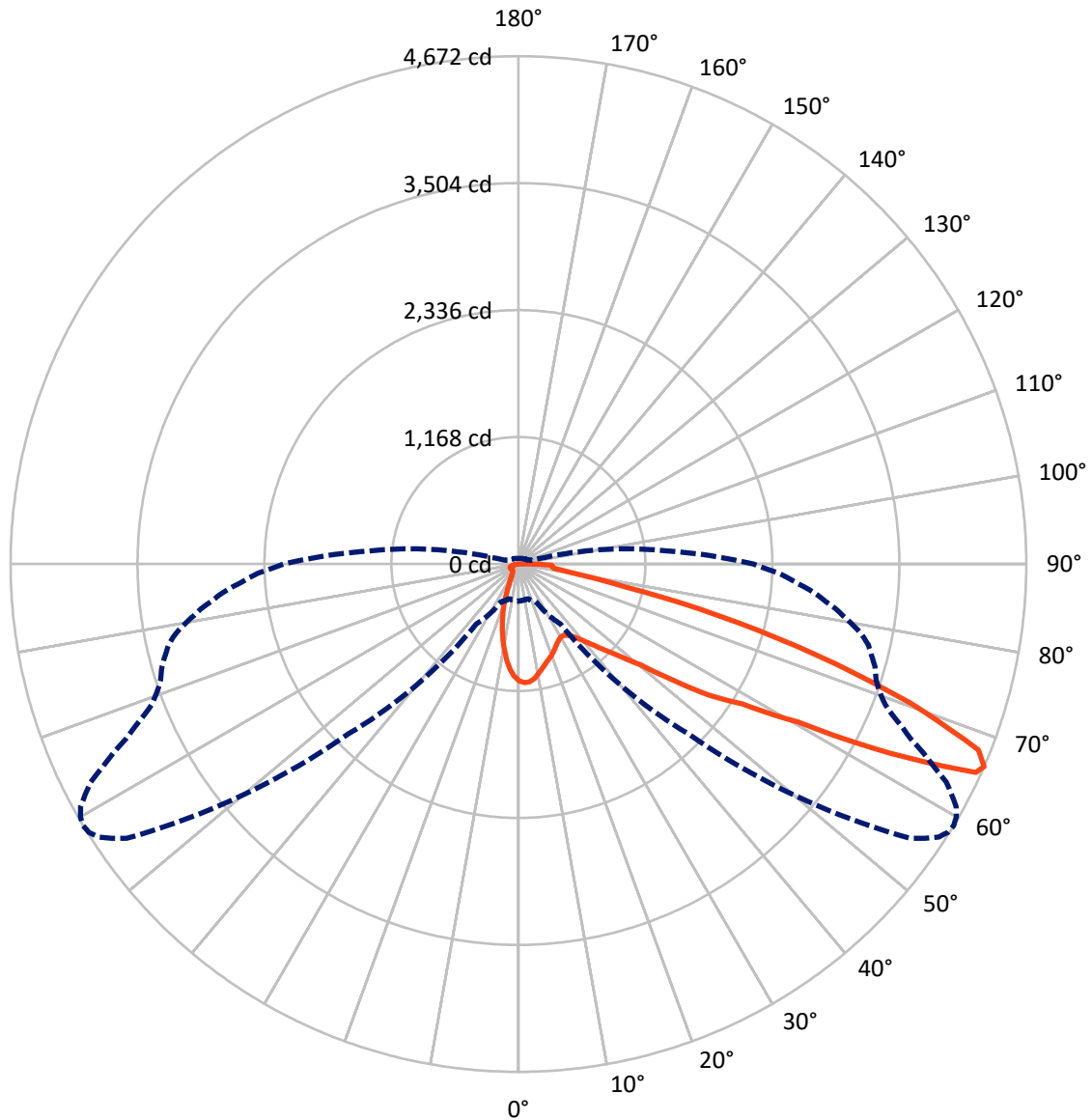
× Max cd
 - - - 1/2 Max cd



Based on 10 foot mounting height. Maximum calculated value = 10.8 fc
 Type II - Short - Semi-Cutoff

REPORT NUMBER: P226920
CATALOG NUMBER: ISW-AF-600-LED-E1-SL3

Luminous Intensity Polar Plot



— Vertical Plane Through 59-Deg Lateral - - - Horizontal Cone Through 66-Deg Vertical

REPORT NUMBER: P226920

CATALOG NUMBER: ISW-AF-600-LED-E1-SL3

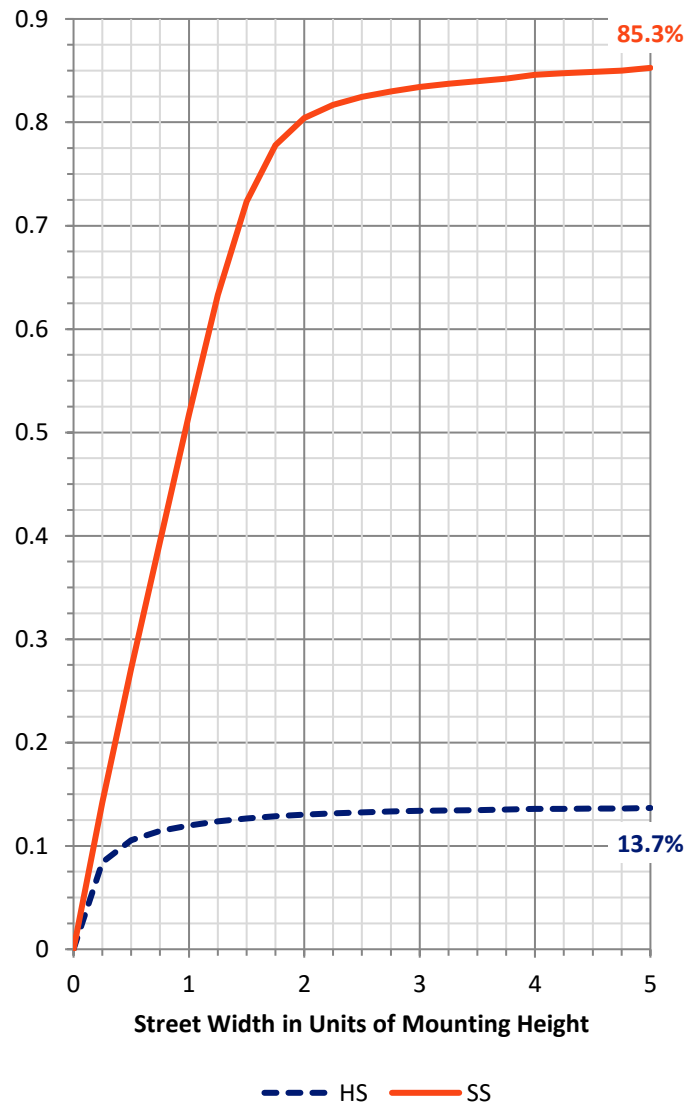
FLUX DISTRIBUTION:

		Downward	Upward	Total
House Side	Lumens	549.8	0.3	550.1
	% Fixture	13.9	0.0	13.9
Street Side	Lumens	3411.4	1.4	3412.9
	% Fixture	86.1	0.0	86.1
Total	Lumens	3961.3	1.7	3963.0
	% Fixture	100.0	0.0	100.0

ZONAL LUMENS:

Zone	Lumens	% Fixture
0°-10°	91.8	2.3
10°-20°	193.9	4.9
20°-30°	243.2	6.1
30°-40°	332.7	8.4
40°-50°	535.2	13.5
50°-60°	930.0	23.5
60°-70°	1130.0	28.5
70°-80°	421.5	10.6
80°-90°	82.9	2.1
90°-100°	1.7	0.0
100°-110°	0.0	0.0
110°-120°	0.0	0.0
120°-130°	0.0	0.0
130°-140°	0.0	0.0
140°-150°	0.0	0.0
150°-160°	0.0	0.0
160°-170°	0.0	0.0
170°-180°	0.0	0.0
0°-90°	3961.3	100.0
0°-180°	3963.0	100.0

Coefficient of Utilization



REPORT NUMBER: P226920

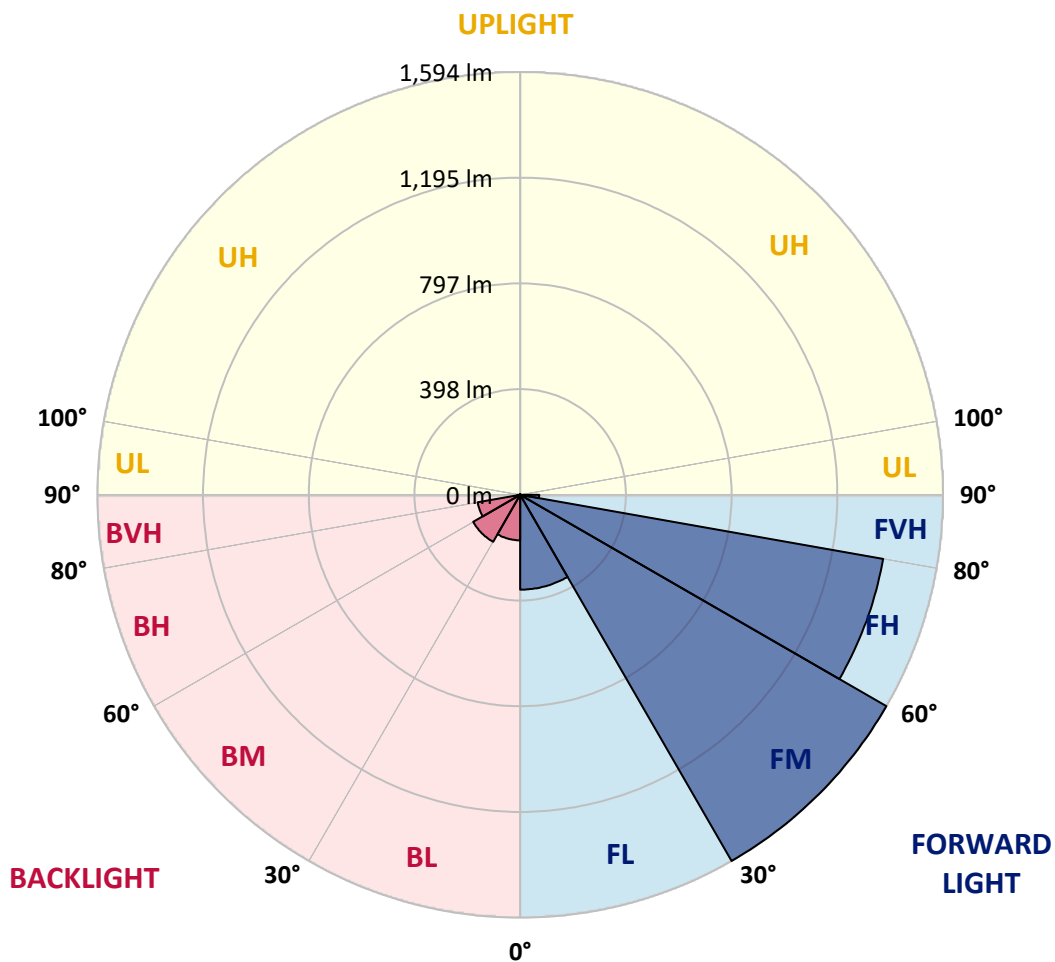
CATALOG NUMBER: ISW-AF-600-LED-E1-SL3

LUMINAIRE CLASSIFICATION SYSTEM LUMEN TABLE AND BUG RATING:

Zone		Lumens	% Fixture	Zone Rating/Lumen Limit		
				B	U	G
FL	(0°-30°)	357.4	9.0			
FM	(30°-60°)	1593.6	40.2			
FH	(60°-80°)	1389.0	35.0			G1/1800
FVH	(80°-90°)	71.5	1.8			G1/100
BL	(0°-30°)	171.4	4.3	B1/500		
BM	(30°-60°)	204.4	5.2	B0/220		
BH	(60°-80°)	162.6	4.1	B1/500		G1/500
BVH	(80°-90°)	11.4	0.3			G1/100
UL	(90°-100°)	1.7	0.0		U1/10	
UH	(100°-180°)	0.3	0.0		U1/10	

BUG Rating: B1-U1-G1

Type II Short





REPORT NUMBER: P226920

CATALOG NUMBER: ISW-AF-600-LED-E1-SL3

CANDELA DISTRIBUTION (FULL):

	0°	5°	15°	25°	35°	45°	55°	56°	57°	58°	59°
0°	1076.7	1076.7	1076.7	1076.7	1076.7	1076.7	1076.7	1076.7	1076.7	1076.7	1076.7
2.5°	1104.6	1100.9	1107.7	1105.2	1107.0	1097.9	1096.1	1094.3	1095.5	1093.6	1093.6
5°	1078.5	1076.7	1084.5	1088.7	1092.4	1091.2	1090.6	1090.6	1091.2	1087.0	1087.6
7.5°	1001.9	1000.7	1011.6	1019.5	1037.2	1047.5	1060.8	1061.4	1062.6	1060.8	1064.5
10°	920.5	924.1	933.9	946.6	972.7	988.5	1014.1	1018.9	1020.7	1021.3	1021.9
12.5°	842.7	839.0	851.2	875.5	910.7	936.3	968.4	970.9	974.0	978.2	982.4
15°	773.5	777.6	787.5	812.9	850.0	885.9	927.8	930.2	936.3	939.9	946.0
17.5°	726.1	726.1	737.0	760.7	795.3	840.9	893.8	897.9	902.9	907.8	914.4
20°	702.4	702.4	706.7	720.6	750.9	794.7	858.5	863.4	871.9	877.4	886.5
22.5°	700.5	699.9	699.3	702.4	720.6	754.6	820.8	827.6	834.8	843.3	851.2
25°	720.0	721.8	714.5	709.6	711.5	727.3	785.0	788.6	802.6	808.0	817.7
27.5°	747.9	750.9	744.9	737.5	726.7	716.4	754.6	760.7	769.8	778.9	791.0
30°	788.0	787.5	786.9	781.9	760.7	728.4	745.5	749.7	757.6	765.0	775.3
32.5°	831.1	836.1	839.6	837.3	815.4	760.7	758.2	761.9	769.2	773.5	780.1
35°	887.1	889.5	903.5	903.5	881.6	818.4	794.1	797.2	800.8	802.6	807.5
37.5°	948.4	957.0	977.6	989.7	955.7	890.1	850.6	850.6	852.4	853.7	856.7
40°	1019.5	1031.6	1060.2	1083.3	1061.4	979.4	924.7	930.2	928.3	926.0	932.6
42.5°	1102.1	1115.5	1150.1	1172.0	1159.2	1087.0	1024.4	1020.7	1026.2	1018.9	1021.3
45°	1198.2	1208.5	1243.7	1266.8	1277.2	1218.8	1155.0	1147.8	1147.8	1131.9	1138.6
47.5°	1284.4	1287.5	1321.4	1362.2	1395.6	1396.8	1306.9	1302.0	1290.5	1280.1	1277.8
50°	1364.6	1373.7	1395.6	1439.9	1509.9	1570.5	1515.9	1500.7	1488.0	1449.7	1461.2
52.5°	1503.7	1521.3	1535.3	1562.0	1644.7	1768.1	1835.5	1811.7	1808.8	1774.1	1766.2
55°	1529.9	1531.7	1577.9	1732.2	1926.6	2015.3	2144.7	2144.1	2153.8	2142.9	2132.5
57.5°	1407.2	1392.5	1469.8	1673.2	2063.9	2519.6	2480.1	2484.3	2471.7	2438.2	2427.9
60°	1096.1	1108.3	1191.4	1450.9	1964.9	2845.2	3105.9	3028.8	3084.1	2997.1	2950.4
62.5°	616.7	602.7	659.2	932.0	1611.9	2862.3	3958.3	3966.9	3993.6	3945.0	3830.7
65°	397.9	391.9	386.4	471.5	966.1	2503.8	4429.8	4534.3	4596.9	4622.4	4624.2
66°	342.1	337.2	330.5	385.9	673.2	2206.1	4399.4	4511.2	4610.8	4658.3	4672.2
67.5°	291.0	283.8	282.5	319.6	468.4	1711.5	4109.6	4285.2	4373.3	4496.1	4562.9
70°	222.4	218.7	229.7	275.9	359.7	805.7	3274.9	3503.9	3655.8	3751.8	3813.8
72.5°	186.5	185.4	200.5	252.2	340.8	456.8	2292.4	2538.5	2697.0	2788.8	2873.9
75°	145.8	147.0	167.0	240.6	339.0	397.9	1331.8	1566.3	1658.7	1803.3	1913.8
77.5°	109.4	108.1	124.0	194.5	330.5	403.5	692.0	789.2	890.7	964.2	990.9
80°	76.5	77.7	88.7	133.7	257.6	415.0	431.4	453.9	475.2	498.8	503.7
82.5°	51.0	51.7	65.6	91.8	178.6	396.2	402.8	392.5	376.1	355.5	333.0
85°	31.0	32.2	46.7	62.0	138.5	358.4	416.8	389.4	364.6	337.2	309.9
87.5°	15.8	17.6	27.9	36.4	82.0	176.8	433.8	413.8	379.7	337.8	307.4
90°	4.3	4.3	6.0	9.1	16.4	35.8	109.4	98.4	49.2	93.6	46.1
92.5°	0.0	0.0	0.0	0.0	0.0	0.0	0.0	0.0	0.0	0.0	0.0
95°	0.0	0.0	0.0	0.0	0.0	0.0	0.0	0.0	0.0	0.0	0.0
97.5°	0.0	0.0	0.0	0.0	0.0	0.0	0.0	0.0	0.0	0.0	0.0
100°	0.0	0.0	0.0	0.0	0.0	0.0	0.0	0.0	0.0	0.0	0.0
102.5°	0.0	0.0	0.0	0.0	0.0	0.0	0.0	0.0	0.0	0.0	0.0
105°	0.0	0.0	0.0	0.0	0.0	0.0	0.0	0.0	0.0	0.0	0.0
107.5°	0.0	0.0	0.0	0.0	0.0	0.0	0.0	0.0	0.0	0.0	0.0



REPORT NUMBER: P226920

CATALOG NUMBER: ISW-AF-600-LED-E1-SL3

CANDELA DISTRIBUTION (continued):

	0°	5°	15°	25°	35°	45°	55°	56°	57°	58°	59°
110°	0.0	0.0	0.0	0.0	0.0	0.0	0.0	0.0	0.0	0.0	0.0
112.5°	0.0	0.0	0.0	0.0	0.0	0.0	0.0	0.0	0.0	0.0	0.0
115°	0.0	0.0	0.0	0.0	0.0	0.0	0.0	0.0	0.0	0.0	0.0
117.5°	0.0	0.0	0.0	0.0	0.0	0.0	0.0	0.0	0.0	0.0	0.0
120°	0.0	0.0	0.0	0.0	0.0	0.0	0.0	0.0	0.0	0.0	0.0
122.5°	0.0	0.0	0.0	0.0	0.0	0.0	0.0	0.0	0.0	0.0	0.0
125°	0.0	0.0	0.0	0.0	0.0	0.0	0.0	0.0	0.0	0.0	0.0
127.5°	0.0	0.0	0.0	0.0	0.0	0.0	0.0	0.0	0.0	0.0	0.0
130°	0.0	0.0	0.0	0.0	0.0	0.0	0.0	0.0	0.0	0.0	0.0
132.5°	0.0	0.0	0.0	0.0	0.0	0.0	0.0	0.0	0.0	0.0	0.0
135°	0.0	0.0	0.0	0.0	0.0	0.0	0.0	0.0	0.0	0.0	0.0
137.5°	0.0	0.0	0.0	0.0	0.0	0.0	0.0	0.0	0.0	0.0	0.0
140°	0.0	0.0	0.0	0.0	0.0	0.0	0.0	0.0	0.0	0.0	0.0
142.5°	0.0	0.0	0.0	0.0	0.0	0.0	0.0	0.0	0.0	0.0	0.0
145°	0.0	0.0	0.0	0.0	0.0	0.0	0.0	0.0	0.0	0.0	0.0
147.5°	0.0	0.0	0.0	0.0	0.0	0.0	0.0	0.0	0.0	0.0	0.0
150°	0.0	0.0	0.0	0.0	0.0	0.0	0.0	0.0	0.0	0.0	0.0
152.5°	0.0	0.0	0.0	0.0	0.0	0.0	0.0	0.0	0.0	0.0	0.0
155°	0.0	0.0	0.0	0.0	0.0	0.0	0.0	0.0	0.0	0.0	0.0
157.5°	0.0	0.0	0.0	0.0	0.0	0.0	0.0	0.0	0.0	0.0	0.0
160°	0.0	0.0	0.0	0.0	0.0	0.0	0.0	0.0	0.0	0.0	0.0
162.5°	0.0	0.0	0.0	0.0	0.0	0.0	0.0	0.0	0.0	0.0	0.0
165°	0.0	0.0	0.0	0.0	0.0	0.0	0.0	0.0	0.0	0.0	0.0
167.5°	0.0	0.0	0.0	0.0	0.0	0.0	0.0	0.0	0.0	0.0	0.0
170°	0.0	0.0	0.0	0.0	0.0	0.0	0.0	0.0	0.0	0.0	0.0
172.5°	0.0	0.0	0.0	0.0	0.0	0.0	0.0	0.0	0.0	0.0	0.0
175°	0.0	0.0	0.0	0.0	0.0	0.0	0.0	0.0	0.0	0.0	0.0
177.5°	0.0	0.0	0.0	0.0	0.0	0.0	0.0	0.0	0.0	0.0	0.0
180°	0.0	0.0	0.0	0.0	0.0	0.0	0.0	0.0	0.0	0.0	0.0



REPORT NUMBER: P226920

CATALOG NUMBER: ISW-AF-600-LED-E1-SL3

CANDELA DISTRIBUTION (continued):

	60°	61°	62°	63°	64°	65°	66°	67°	68°	69°	70°
0°	1076.7	1076.7	1076.7	1076.7	1076.7	1076.7	1076.7	1076.7	1076.7	1076.7	1076.7
2.5°	1093.0	1094.3	1093.0	1091.2	1093.0	1091.2	1090.6	1090.0	1090.6	1089.3	1088.7
5°	1087.6	1088.7	1088.7	1085.1	1084.5	1087.0	1083.3	1084.5	1083.3	1082.1	1079.6
7.5°	1061.4	1062.0	1062.6	1060.2	1062.0	1062.0	1060.8	1060.8	1059.6	1060.2	1057.8
10°	1025.0	1027.5	1029.8	1028.6	1028.1	1033.5	1031.0	1032.9	1032.9	1031.0	1031.6
12.5°	985.5	989.7	992.8	992.8	995.2	1001.3	1000.7	1001.9	1006.8	1006.8	1004.9
15°	949.0	953.3	958.2	961.8	966.7	970.9	974.0	978.8	981.2	981.2	984.3
17.5°	920.5	926.6	932.0	933.9	940.5	947.9	949.6	955.7	959.3	961.2	964.8
20°	892.5	899.2	905.9	912.0	918.0	926.6	930.8	934.5	940.5	944.2	949.6
22.5°	859.7	870.0	878.5	885.9	896.2	903.5	912.0	918.0	925.4	930.8	935.1
25°	828.7	842.7	854.3	861.5	875.5	885.9	896.2	905.3	914.4	922.3	928.3
27.5°	800.2	816.0	829.9	841.5	856.7	873.1	883.4	898.6	910.7	921.7	928.9
30°	786.2	799.5	814.2	827.6	842.7	863.4	880.4	899.8	915.0	928.9	939.9
32.5°	789.2	801.4	814.2	825.7	841.5	864.6	882.2	904.7	927.2	945.4	959.3
35°	813.6	824.5	833.0	843.3	857.3	874.9	893.8	917.5	945.4	969.7	988.0
37.5°	864.6	867.7	876.2	884.0	891.3	907.8	925.4	945.4	977.6	1003.1	1028.6
40°	927.8	935.7	943.6	947.3	955.7	966.1	974.0	995.2	1023.8	1057.2	1085.1
42.5°	1021.9	1025.0	1026.2	1027.5	1030.4	1037.8	1049.2	1068.7	1096.7	1126.5	1157.5
45°	1127.7	1131.3	1135.0	1136.8	1132.5	1136.8	1148.9	1158.1	1185.4	1213.3	1252.8
47.5°	1274.1	1263.1	1257.7	1265.0	1261.3	1270.4	1275.9	1281.3	1314.2	1347.6	1381.0
50°	1461.8	1455.1	1446.7	1447.3	1453.9	1447.9	1451.5	1471.5	1482.5	1510.4	1554.8
52.5°	1761.9	1741.3	1709.1	1695.1	1703.0	1698.2	1700.0	1704.2	1697.0	1723.1	1760.8
55°	2132.5	2105.8	2084.6	2072.4	2027.5	2023.8	1994.0	1983.1	1959.5	1984.3	1975.8
57.5°	2396.9	2379.9	2368.9	2332.5	2311.9	2270.5	2258.4	2243.7	2211.0	2227.4	2242.0
60°	2907.2	2846.5	2825.8	2762.1	2740.8	2701.3	2650.9	2625.9	2608.9	2624.7	2615.0
62.5°	3759.0	3674.6	3658.2	3506.9	3469.8	3378.7	3284.0	3271.2	3217.7	3184.3	3176.4
65°	4590.8	4469.9	4379.4	4214.1	4102.3	3972.3	3827.7	3722.0	3613.3	3558.5	3486.3
66°	4652.8	4604.8	4513.7	4417.1	4254.2	4112.1	3948.0	3833.8	3711.7	3615.7	3553.7
67.5°	4547.1	4521.5	4489.4	4423.8	4321.7	4189.2	4033.7	3887.8	3740.8	3627.8	3528.8
70°	3843.5	3871.5	3907.9	3890.9	3832.6	3780.9	3643.6	3562.2	3451.6	3303.4	3242.7
72.5°	2901.2	2975.9	2950.4	2854.3	2809.4	2773.6	2723.8	2669.1	2510.5	2492.3	2420.6
75°	1866.5	1841.5	1858.0	1741.3	1661.7	1628.9	1510.4	1461.8	1342.7	1265.6	1206.7
77.5°	983.7	935.1	897.4	794.7	721.2	678.0	620.3	552.3	447.7	441.7	346.3
80°	456.3	419.2	385.2	349.3	313.5	266.1	230.9	188.3	166.4	142.8	133.1
82.5°	309.9	286.1	265.6	241.8	214.5	181.7	156.7	133.1	113.6	102.1	93.0
85°	280.7	255.2	232.1	202.3	173.8	146.4	119.7	99.0	80.8	70.5	64.4
87.5°	272.8	241.2	216.9	184.7	156.7	128.8	103.3	80.2	62.6	51.0	43.8
90°	34.7	37.0	26.7	25.5	10.9	14.0	10.3	6.0	6.6	4.9	5.4
92.5°	0.0	0.0	0.0	0.0	0.0	0.0	0.0	0.0	0.0	0.0	0.0
95°	0.0	0.0	0.0	0.0	0.0	0.0	0.0	0.0	0.0	0.0	0.0
97.5°	0.0	0.0	0.0	0.0	0.0	0.0	0.0	0.0	0.0	0.0	0.0
100°	0.0	0.0	0.0	0.0	0.0	0.0	0.0	0.0	0.0	0.0	0.0
102.5°	0.0	0.0	0.0	0.0	0.0	0.0	0.0	0.0	0.0	0.0	0.0
105°	0.0	0.0	0.0	0.0	0.0	0.0	0.0	0.0	0.0	0.0	0.0
107.5°	0.0	0.0	0.0	0.0	0.0	0.0	0.0	0.0	0.0	0.0	0.0



REPORT NUMBER: P226920

CATALOG NUMBER: ISW-AF-600-LED-E1-SL3

CANDELA DISTRIBUTION (continued):

	60°	61°	62°	63°	64°	65°	66°	67°	68°	69°	70°
110°	0.0	0.0	0.0	0.0	0.0	0.0	0.0	0.0	0.0	0.0	0.0
112.5°	0.0	0.0	0.0	0.0	0.0	0.0	0.0	0.0	0.0	0.0	0.0
115°	0.0	0.0	0.0	0.0	0.0	0.0	0.0	0.0	0.0	0.0	0.0
117.5°	0.0	0.0	0.0	0.0	0.0	0.0	0.0	0.0	0.0	0.0	0.0
120°	0.0	0.0	0.0	0.0	0.0	0.0	0.0	0.0	0.0	0.0	0.0
122.5°	0.0	0.0	0.0	0.0	0.0	0.0	0.0	0.0	0.0	0.0	0.0
125°	0.0	0.0	0.0	0.0	0.0	0.0	0.0	0.0	0.0	0.0	0.0
127.5°	0.0	0.0	0.0	0.0	0.0	0.0	0.0	0.0	0.0	0.0	0.0
130°	0.0	0.0	0.0	0.0	0.0	0.0	0.0	0.0	0.0	0.0	0.0
132.5°	0.0	0.0	0.0	0.0	0.0	0.0	0.0	0.0	0.0	0.0	0.0
135°	0.0	0.0	0.0	0.0	0.0	0.0	0.0	0.0	0.0	0.0	0.0
137.5°	0.0	0.0	0.0	0.0	0.0	0.0	0.0	0.0	0.0	0.0	0.0
140°	0.0	0.0	0.0	0.0	0.0	0.0	0.0	0.0	0.0	0.0	0.0
142.5°	0.0	0.0	0.0	0.0	0.0	0.0	0.0	0.0	0.0	0.0	0.0
145°	0.0	0.0	0.0	0.0	0.0	0.0	0.0	0.0	0.0	0.0	0.0
147.5°	0.0	0.0	0.0	0.0	0.0	0.0	0.0	0.0	0.0	0.0	0.0
150°	0.0	0.0	0.0	0.0	0.0	0.0	0.0	0.0	0.0	0.0	0.0
152.5°	0.0	0.0	0.0	0.0	0.0	0.0	0.0	0.0	0.0	0.0	0.0
155°	0.0	0.0	0.0	0.0	0.0	0.0	0.0	0.0	0.0	0.0	0.0
157.5°	0.0	0.0	0.0	0.0	0.0	0.0	0.0	0.0	0.0	0.0	0.0
160°	0.0	0.0	0.0	0.0	0.0	0.0	0.0	0.0	0.0	0.0	0.0
162.5°	0.0	0.0	0.0	0.0	0.0	0.0	0.0	0.0	0.0	0.0	0.0
165°	0.0	0.0	0.0	0.0	0.0	0.0	0.0	0.0	0.0	0.0	0.0
167.5°	0.0	0.0	0.0	0.0	0.0	0.0	0.0	0.0	0.0	0.0	0.0
170°	0.0	0.0	0.0	0.0	0.0	0.0	0.0	0.0	0.0	0.0	0.0
172.5°	0.0	0.0	0.0	0.0	0.0	0.0	0.0	0.0	0.0	0.0	0.0
175°	0.0	0.0	0.0	0.0	0.0	0.0	0.0	0.0	0.0	0.0	0.0
177.5°	0.0	0.0	0.0	0.0	0.0	0.0	0.0	0.0	0.0	0.0	0.0
180°	0.0	0.0	0.0	0.0	0.0	0.0	0.0	0.0	0.0	0.0	0.0



REPORT NUMBER: P226920

CATALOG NUMBER: ISW-AF-600-LED-E1-SL3

CANDELA DISTRIBUTION (continued):

	71°	72°	73°	74°	75°	76°	77°	78°	79°	80°	81°
0°	1076.7	1076.7	1076.7	1076.7	1076.7	1076.7	1076.7	1076.7	1076.7	1076.7	1076.7
2.5°	1087.6	1085.8	1087.6	1087.0	1084.5	1085.1	1085.8	1083.3	1082.1	1082.1	1081.5
5°	1077.9	1076.7	1077.9	1077.3	1073.6	1073.0	1073.0	1071.1	1068.7	1066.9	1065.7
7.5°	1054.8	1056.0	1055.4	1053.5	1051.7	1051.7	1049.9	1045.7	1043.2	1040.8	1038.4
10°	1028.6	1028.6	1029.2	1028.6	1025.6	1024.4	1021.9	1019.5	1020.1	1014.1	1009.1
12.5°	1005.6	1005.6	1004.9	1003.7	1001.9	1001.3	1001.3	994.0	992.2	990.3	984.9
15°	983.7	984.9	984.9	984.9	981.8	981.8	978.8	974.0	974.0	968.4	963.0
17.5°	966.7	968.4	967.9	968.4	969.0	965.5	959.9	957.0	953.3	950.2	943.0
20°	952.1	953.3	953.9	953.9	952.1	949.6	944.8	939.9	937.5	931.4	922.3
22.5°	938.7	941.1	941.7	941.7	939.3	937.5	932.6	925.4	920.5	913.2	904.7
25°	933.2	936.3	934.5	935.7	933.2	928.9	922.3	916.3	908.9	899.8	890.7
27.5°	935.1	939.3	938.0	937.5	934.5	931.4	922.9	915.6	907.2	896.2	884.6
30°	946.0	953.3	950.2	947.9	947.3	939.9	932.0	921.7	912.0	899.2	885.9
32.5°	966.7	970.3	970.9	969.0	966.1	959.9	949.0	935.7	924.7	909.5	893.8
35°	1000.7	1004.3	1003.1	1003.1	1000.0	990.3	977.0	963.6	948.4	931.4	915.0
37.5°	1048.1	1054.8	1053.5	1051.1	1047.5	1035.9	1025.6	1009.1	992.2	969.7	950.8
40°	1107.7	1118.0	1127.1	1125.2	1116.8	1106.4	1096.7	1077.9	1060.8	1035.9	1015.3
42.5°	1187.9	1201.8	1213.3	1221.8	1218.2	1204.8	1187.9	1179.9	1155.6	1130.1	1108.8
45°	1290.5	1319.6	1329.9	1340.3	1340.3	1331.8	1328.2	1312.3	1286.9	1252.8	1232.8
47.5°	1426.0	1464.9	1476.4	1494.0	1504.4	1495.2	1488.6	1461.8	1444.8	1398.1	1393.2
50°	1590.6	1629.6	1661.1	1681.7	1678.8	1686.6	1670.8	1655.6	1631.9	1593.7	1580.3
52.5°	1800.9	1831.8	1860.4	1872.5	1885.3	1883.5	1879.9	1869.5	1839.8	1819.1	1785.0
55°	2016.5	2042.0	2076.7	2096.7	2113.1	2110.1	2096.1	2071.3	2076.7	2033.5	2014.7
57.5°	2262.1	2290.0	2327.6	2346.4	2353.7	2390.8	2381.7	2378.7	2368.3	2353.1	2333.7
60°	2684.2	2692.2	2723.2	2770.6	2828.9	2817.3	2831.9	2841.7	2848.9	2814.9	2812.5
62.5°	3187.3	3197.0	3223.8	3233.5	3242.0	3243.3	3223.8	3223.8	3190.4	3146.6	3112.6
65°	3462.0	3441.9	3423.7	3413.4	3390.9	3370.8	3341.7	3302.2	3245.6	3178.2	3117.4
66°	3501.5	3460.7	3437.0	3410.9	3375.1	3338.0	3303.4	3249.3	3183.1	3102.9	3022.7
67.5°	3463.2	3407.2	3352.0	3313.7	3263.9	3197.0	3136.3	3073.1	3010.5	2900.6	2825.8
70°	3113.9	3047.0	2986.2	2902.4	2823.4	2757.8	2653.3	2543.4	2452.8	2337.3	2263.8
72.5°	2312.5	2233.4	2154.4	2036.6	1921.7	1904.7	1773.5	1644.1	1574.8	1481.8	1407.2
75°	1142.2	1042.6	901.0	837.8	746.1	701.1	676.3	582.7	560.2	468.4	467.2
77.5°	322.6	277.0	246.0	214.5	201.1	191.4	157.9	151.3	137.3	134.9	126.9
80°	122.1	115.4	112.4	109.4	106.3	104.5	103.3	98.4	96.0	92.4	90.5
82.5°	88.1	85.6	80.2	78.4	75.9	72.3	71.7	68.6	66.8	63.2	62.0
85°	59.5	56.5	53.5	50.4	49.2	48.6	46.7	45.5	44.4	42.6	41.9
87.5°	40.1	37.0	33.5	32.2	31.6	32.2	32.8	31.6	31.0	29.8	29.2
90°	4.9	6.6	6.0	6.0	7.3	6.0	6.0	6.6	6.0	6.0	5.4
92.5°	0.0	0.0	0.0	0.0	0.0	0.0	0.0	0.0	0.0	0.0	0.0
95°	0.0	0.0	0.0	0.0	0.0	0.0	0.0	0.0	0.0	0.0	0.0
97.5°	0.0	0.0	0.0	0.0	0.0	0.0	0.0	0.0	0.0	0.0	0.0
100°	0.0	0.0	0.0	0.0	0.0	0.0	0.0	0.0	0.0	0.0	0.0
102.5°	0.0	0.0	0.0	0.0	0.0	0.0	0.0	0.0	0.0	0.0	0.0
105°	0.0	0.0	0.0	0.0	0.0	0.0	0.0	0.0	0.0	0.0	0.0
107.5°	0.0	0.0	0.0	0.0	0.0	0.0	0.0	0.0	0.0	0.0	0.0



REPORT NUMBER: P226920
 CATALOG NUMBER: ISW-AF-600-LED-E1-SL3

REPORT N
 CATALOG

CANDELA DISTRIBUTION (continued):

CANDELA

	71°	72°	73°	74°	75°	76°	77°	78°	79°	80°	81°	
110°	0.0	0.0	0.0	0.0	0.0	0.0	0.0	0.0	0.0	0.0	0.0	0°
112.5°	0.0	0.0	0.0	0.0	0.0	0.0	0.0	0.0	0.0	0.0	0.0	2.5°
115°	0.0	0.0	0.0	0.0	0.0	0.0	0.0	0.0	0.0	0.0	0.0	5°
117.5°	0.0	0.0	0.0	0.0	0.0	0.0	0.0	0.0	0.0	0.0	0.0	7.5°
120°	0.0	0.0	0.0	0.0	0.0	0.0	0.0	0.0	0.0	0.0	0.0	10°
122.5°	0.0	0.0	0.0	0.0	0.0	0.0	0.0	0.0	0.0	0.0	0.0	12.5°
125°	0.0	0.0	0.0	0.0	0.0	0.0	0.0	0.0	0.0	0.0	0.0	15°
127.5°	0.0	0.0	0.0	0.0	0.0	0.0	0.0	0.0	0.0	0.0	0.0	17.5°
130°	0.0	0.0	0.0	0.0	0.0	0.0	0.0	0.0	0.0	0.0	0.0	20°
132.5°	0.0	0.0	0.0	0.0	0.0	0.0	0.0	0.0	0.0	0.0	0.0	22.5°
135°	0.0	0.0	0.0	0.0	0.0	0.0	0.0	0.0	0.0	0.0	0.0	25°
137.5°	0.0	0.0	0.0	0.0	0.0	0.0	0.0	0.0	0.0	0.0	0.0	27.5°
140°	0.0	0.0	0.0	0.0	0.0	0.0	0.0	0.0	0.0	0.0	0.0	30°
142.5°	0.0	0.0	0.0	0.0	0.0	0.0	0.0	0.0	0.0	0.0	0.0	32.5°
145°	0.0	0.0	0.0	0.0	0.0	0.0	0.0	0.0	0.0	0.0	0.0	35°
147.5°	0.0	0.0	0.0	0.0	0.0	0.0	0.0	0.0	0.0	0.0	0.0	37.5°
150°	0.0	0.0	0.0	0.0	0.0	0.0	0.0	0.0	0.0	0.0	0.0	40°
152.5°	0.0	0.0	0.0	0.0	0.0	0.0	0.0	0.0	0.0	0.0	0.0	42.5°
155°	0.0	0.0	0.0	0.0	0.0	0.0	0.0	0.0	0.0	0.0	0.0	45°
157.5°	0.0	0.0	0.0	0.0	0.0	0.0	0.0	0.0	0.0	0.0	0.0	47.5°
160°	0.0	0.0	0.0	0.0	0.0	0.0	0.0	0.0	0.0	0.0	0.0	50°
162.5°	0.0	0.0	0.0	0.0	0.0	0.0	0.0	0.0	0.0	0.0	0.0	52.5°
165°	0.0	0.0	0.0	0.0	0.0	0.0	0.0	0.0	0.0	0.0	0.0	55°
167.5°	0.0	0.0	0.0	0.0	0.0	0.0	0.0	0.0	0.0	0.0	0.0	57.5°
170°	0.0	0.0	0.0	0.0	0.0	0.0	0.0	0.0	0.0	0.0	0.0	60°
172.5°	0.0	0.0	0.0	0.0	0.0	0.0	0.0	0.0	0.0	0.0	0.0	62.5°
175°	0.0	0.0	0.0	0.0	0.0	0.0	0.0	0.0	0.0	0.0	0.0	65°
177.5°	0.0	0.0	0.0	0.0	0.0	0.0	0.0	0.0	0.0	0.0	0.0	66°
180°	0.0	0.0	0.0	0.0	0.0	0.0	0.0	0.0	0.0	0.0	0.0	67.5°
												70°
												72.5°
												75°
												77.5°
												80°
												82.5°
												85°
												87.5°
												90°
												92.5°
												95°
												97.5°
												100°
												102.5°
												105°
												107.5°

'226920
 ISW-AF-600-LED-E1-SL3

REPORT NUMBER: P226920
 CATALOG NUMBER: ISW-AF-600-LED-E1-SL3

TION (continued):

CANDELA DISTRIBUTION (con

83°	84°	85°	86°	87°	88°	89°	90°	95°	105°		115°	125°
0.0	0.0	0.0	0.0	0.0	0.0	0.0	0.0	0.0	0.0	0°	1076.7	1076.7
0.0	0.0	0.0	0.0	0.0	0.0	0.0	0.0	0.0	0.0	2.5°	1041.4	1031.6
0.0	0.0	0.0	0.0	0.0	0.0	0.0	0.0	0.0	0.0	5°	986.1	964.2
0.0	0.0	0.0	0.0	0.0	0.0	0.0	0.0	0.0	0.0	7.5°	911.3	868.8
0.0	0.0	0.0	0.0	0.0	0.0	0.0	0.0	0.0	0.0	10°	825.7	764.3
0.0	0.0	0.0	0.0	0.0	0.0	0.0	0.0	0.0	0.0	12.5°	737.0	658.6
0.0	0.0	0.0	0.0	0.0	0.0	0.0	0.0	0.0	0.0	15°	654.4	550.4
0.0	0.0	0.0	0.0	0.0	0.0	0.0	0.0	0.0	0.0	17.5°	567.4	439.3
0.0	0.0	0.0	0.0	0.0	0.0	0.0	0.0	0.0	0.0	20°	484.3	331.7
0.0	0.0	0.0	0.0	0.0	0.0	0.0	0.0	0.0	0.0	22.5°	390.1	232.7
0.0	0.0	0.0	0.0	0.0	0.0	0.0	0.0	0.0	0.0	25°	286.1	168.9
0.0	0.0	0.0	0.0	0.0	0.0	0.0	0.0	0.0	0.0	27.5°	204.2	134.9
0.0	0.0	0.0	0.0	0.0	0.0	0.0	0.0	0.0	0.0	30°	152.5	113.6
0.0	0.0	0.0	0.0	0.0	0.0	0.0	0.0	0.0	0.0	32.5°	122.1	98.4
0.0	0.0	0.0	0.0	0.0	0.0	0.0	0.0	0.0	0.0	35°	103.9	89.3
0.0	0.0	0.0	0.0	0.0	0.0	0.0	0.0	0.0	0.0	37.5°	93.0	83.3
0.0	0.0	0.0	0.0	0.0	0.0	0.0	0.0	0.0	0.0	40°	86.8	80.2
0.0	0.0	0.0	0.0	0.0	0.0	0.0	0.0	0.0	0.0	42.5°	83.3	77.1
0.0	0.0	0.0	0.0	0.0	0.0	0.0	0.0	0.0	0.0	45°	81.4	75.3
0.0	0.0	0.0	0.0	0.0	0.0	0.0	0.0	0.0	0.0	47.5°	80.2	72.9
0.0	0.0	0.0	0.0	0.0	0.0	0.0	0.0	0.0	0.0	50°	79.0	72.9
0.0	0.0	0.0	0.0	0.0	0.0	0.0	0.0	0.0	0.0	52.5°	79.6	74.2
0.0	0.0	0.0	0.0	0.0	0.0	0.0	0.0	0.0	0.0	55°	82.7	74.2
0.0	0.0	0.0	0.0	0.0	0.0	0.0	0.0	0.0	0.0	57.5°	87.5	74.2
0.0	0.0	0.0	0.0	0.0	0.0	0.0	0.0	0.0	0.0	60°	91.1	75.3
0.0	0.0	0.0	0.0	0.0	0.0	0.0	0.0	0.0	0.0	62.5°	92.4	77.7
0.0	0.0	0.0	0.0	0.0	0.0	0.0	0.0	0.0	0.0	65°	91.1	79.0
0.0	0.0	0.0	0.0	0.0	0.0	0.0	0.0	0.0	0.0	66°	89.9	79.0
0.0	0.0	0.0	0.0	0.0	0.0	0.0	0.0	0.0	0.0	67.5°	88.1	77.7
										70°	83.9	72.9
										72.5°	75.3	65.6
										75°	64.4	52.9
										77.5°	52.3	42.6
										80°	38.9	32.2
										82.5°	28.5	25.0
										85°	20.0	17.6
										87.5°	12.2	10.9
										90°	3.1	3.1
										92.5°	0.0	0.0
										95°	0.0	0.0
										97.5°	0.0	0.0
										100°	0.0	0.0
										102.5°	0.0	0.0
										105°	0.0	0.0
										107.5°	0.0	0.0



REPORT NUMBER: P226920

CATALOG NUMBER: ISW-AF-600-LED-E1-

00-LED-E1-SL3

tinued):

135°	145°	155°	165°	175°	180°
1076.7	1076.7	1076.7	1076.7	1076.7	1076.7
1025.0	1024.4	1009.1	1006.2	995.8	1001.3
938.0	927.8	900.4	895.0	883.4	880.4
834.2	805.7	783.8	759.4	736.4	747.9
712.7	664.7	616.7	585.1	572.3	568.0
597.2	511.0	450.8	388.8	366.9	374.9
457.5	359.1	278.9	243.1	222.4	218.7
322.6	230.3	193.2	184.1	179.8	179.8
218.7	175.5	161.6	157.3	157.3	157.9
166.4	147.6	141.6	142.2	144.6	145.3
137.9	130.6	127.6	131.9	136.7	137.3
119.1	117.2	117.8	123.4	128.2	128.8
104.5	106.3	108.7	113.6	117.8	119.1
94.2	97.2	99.0	102.1	104.5	105.2
86.8	90.5	89.9	91.8	93.6	94.2
82.7	84.5	82.7	83.9	83.9	85.1
79.0	79.6	76.5	77.1	78.4	78.4
75.3	74.8	71.7	72.9	74.8	75.3
71.7	70.5	68.0	70.5	73.6	74.2
68.6	67.4	66.2	69.3	72.9	73.6
67.4	66.2	65.1	69.3	72.9	73.6
67.4	66.2	65.1	68.0	71.7	72.3
68.0	66.8	64.4	67.4	69.9	70.5
68.6	67.4	63.2	65.1	66.2	66.8
68.6	66.2	62.0	62.6	62.6	63.2
67.4	64.4	59.5	59.5	58.9	58.9
67.4	62.0	57.1	55.9	54.7	54.7
66.8	61.4	56.5	54.7	52.9	52.9
65.6	60.1	55.2	52.9	51.0	51.0
61.4	57.7	52.3	49.8	48.0	47.4
54.7	52.9	48.6	46.7	45.0	44.4
46.1	46.7	44.4	43.2	41.3	40.7
38.9	40.1	38.9	38.3	37.0	36.4
31.0	33.5	32.2	32.2	32.8	31.6
23.7	26.7	25.5	26.7	27.9	26.1
16.4	19.4	19.4	20.0	20.7	19.4
10.3	12.8	12.2	12.8	12.8	12.2
2.5	4.3	2.5	3.7	3.1	2.5
0.0	0.0	0.0	0.0	0.0	0.0
0.0	0.0	0.0	0.0	0.0	0.0
0.0	0.0	0.0	0.0	0.0	0.0
0.0	0.0	0.0	0.0	0.0	0.0
0.0	0.0	0.0	0.0	0.0	0.0
0.0	0.0	0.0	0.0	0.0	0.0
0.0	0.0	0.0	0.0	0.0	0.0
0.0	0.0	0.0	0.0	0.0	0.0

CANDELA DISTRIBUTION (continued):

	115°	125°	135°
110°	0.0	0.0	0.0
112.5°	0.0	0.0	0.0
115°	0.0	0.0	0.0
117.5°	0.0	0.0	0.0
120°	0.0	0.0	0.0
122.5°	0.0	0.0	0.0
125°	0.0	0.0	0.0
127.5°	0.0	0.0	0.0
130°	0.0	0.0	0.0
132.5°	0.0	0.0	0.0
135°	0.0	0.0	0.0
137.5°	0.0	0.0	0.0
140°	0.0	0.0	0.0
142.5°	0.0	0.0	0.0
145°	0.0	0.0	0.0
147.5°	0.0	0.0	0.0
150°	0.0	0.0	0.0
152.5°	0.0	0.0	0.0
155°	0.0	0.0	0.0
157.5°	0.0	0.0	0.0
160°	0.0	0.0	0.0
162.5°	0.0	0.0	0.0
165°	0.0	0.0	0.0
167.5°	0.0	0.0	0.0
170°	0.0	0.0	0.0
172.5°	0.0	0.0	0.0
175°	0.0	0.0	0.0
177.5°	0.0	0.0	0.0
180°	0.0	0.0	0.0

